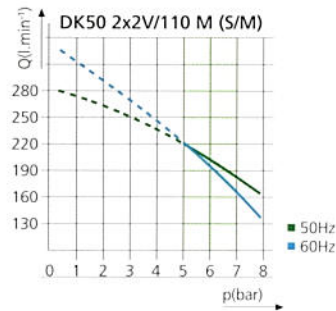
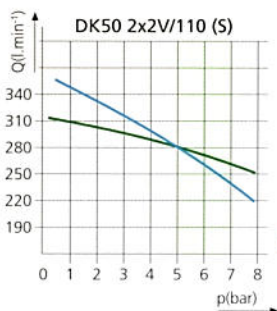
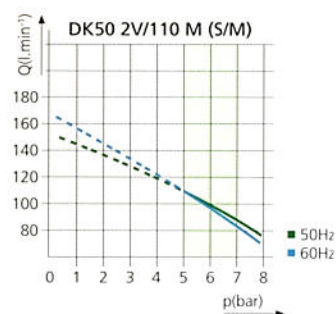
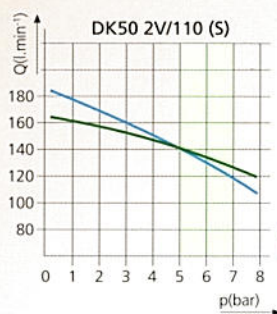



# DK50 2V/110

# DK50 2x2V/110



	DK50 2V/110	DK50 2V/110 S	DK50 2V/110 M	DK50 2V/110 S/M	DK50 2x2V/110	DK50 2x2V/110 S	DK50 2x2V/110 M	DK50 2x2V/110 S/M	
	-	-	✓	✓	-	-	✓	✓	
	-	✓	-	✓	-	✓	-	✓	
	2	2	2	2	4	4	3-4	3-4	
	230/ 50(60) 3x400/50	230/ 50(60) 3x400/50	230/ 50(60) 3x400/50	230/ 50(60) 3x400/50	230/ 50(60) 3x400/50	230/ 50(60) 3x400/50	230/ 50(60) 3x400/50	230/ 50(60) 3x400/50	V/Hz
	140	140	105	105	280	280	220	220	l.min⁻¹/ 5 bar
	200	200	200	200	400	400	400	400	l.min⁻¹
	7,5 (8,5) 3,6	8 (9) 4,1	7,8 (8,8) 3,9	8,3 (9,3) 4,4	15 (17) 7,2	15,5 (17,5) 7,7	15,3 (17,3) 7,5	15,8 (17,8) 8	A
	1,1	1,1	1,1	1,1	2 x 1,1	2 x 1,1	2 x 1,1	2 x 1,1	kW
	110	110	110	110	110	110	110	110	lit.
	5-7	5-7	5-7	5-7	5-7	5-7	5-7	5-7	bar
S1-S3					S1 - 100%				
	-	-	-20	-20	-	-	-20	-20	°C
	≤ 71	≤ 52	≤ 72	≤ 53	≤ 73	≤ 53	≤ 74	≤ 54	dB [A]
	70	145	90	165	98	173	118	193	kg
	1090x425x815	1200x710x1000	1090x605x815	1200x710x1000	1090x425x815	1200x710x1000	1090x605x815	1200x710x1000	mm